

Team A vs Team B



36 - 17



League X
03/08/2025

Match Statistics

Team A			Statistic	Team B		
1st Half	2nd Half	Total		Total	2nd Half	1st Half
17	19	36	Score	17	12	5
2	3	5	Tries	3	2	1
2	2	4	Conversions	1	1	0
1	0	1	Penalties / Drop Goals	0	0	0
10	6	16	Pick and Goes	3	3	0
24	4	28	Carries off 9	34	24	10
4	2	6	Carries off 10	2	0	2
70	31	101	Carries	72	46	26
9	4	13	Offloads	5	4	1
59	30	89	Passes	91	62	29
6	6	12	Kicks	7	2	5
57	23	80	Rucks	60	38	22
0	2	2	Mauls	5	4	1
8	4	12	Handling Errors	13	8	5
17	14	31	Turnovers	33	16	17
6	2	8	Turnovers at Rucks	8	5	3
7	4	11	Penalties Awarded	16	11	5
5	3	8	22 Entries	5	4	1
3	1	4	Line Breaks	4	4	0
24	46	70	Tackles	95	29	66
0	3	3	Dominant Tackles	2	1	1
2	14	16	Missed Tackles	22	9	13
4	5	9	Scrum Wins	8	4	4
0	1	1	Scrum Losses	1	0	1
8	4	12	Lineout Wins	8	6	2
2	2	4	Lineout Losses	5	1	4

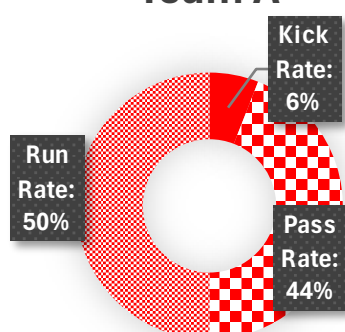
Sponsorship Space



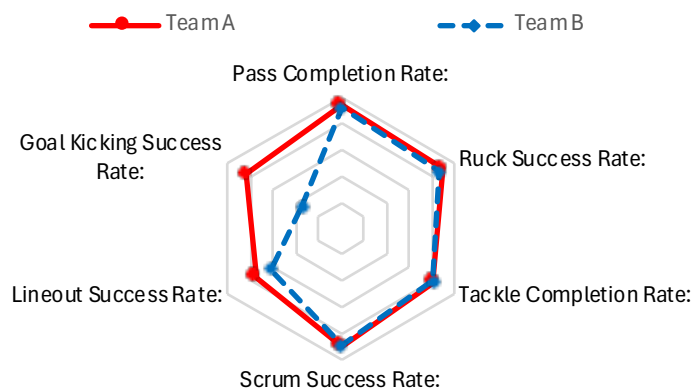
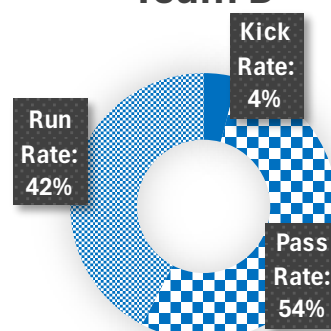
In Depth Analysis

Team A			Statistic	Team B		
1st Half	2nd Half	Total		Total	2nd Half	1st Half
94.92	93.33	94.38	Pass Completion Rate	92.31	93.55	89.66
89.47	91.30	90.00	Ruck Success Rate	86.67	86.84	86.36
6/59/70	6/30/31	12/89/101	Kick/Pass/Run	7/91/72	2/62/46	5/29/26
3.40	6.33	4.50	Points per entry into 22	3.40	3.00	5.00
92.31	76.67	81.40	Tackle Completion Rate	81.20	76.32	83.54
100.00	83.33	90.00	Scrum Success Rate	88.89	100.00	80.00
80.00	66.67	75.00	Lineout Success Rate	61.54	85.71	33.33
100.00	66.67	83.33	Goal Kicking Success Rate	33.33	50.00	0.00

Team A



Team B



Sponsorship Space

